

avenir

- light - abcdefghijklmnopqrstuvwxyz
0123456789~!@#\$%^&*()_+{}:"'?><,./
- book - abcdefghijklmnopqrstuvwxyz
0123456789~!@#\$%^&*()_+{}:"'?><,./
- medium - abcdefghijklmnopqrstuvwxyz
0123456789~!@#\$%^&*()_+{}:"'?><,./
- heavy - abcdefghijklmnopqrstuvwxyz
0123456789~!@#\$%^&*()_+{}:"'?><,./
- black - abcdefghijklmnopqrstuvwxyz
0123456789~!@#\$%^&*()_+{}:"'?><,./

armada

- light - abcdefghijklmnopqrstuvwxyz
0123456789@!@#\$%^&*()_+{}:~?><,./
- regular - abcdefghijklmnopqrstuvwxyz
0123456789@!@#\$%^&*()_+{}:~?><,./
- bold - abcdefghijklmnopqrstuvwxyz
0123456789@!@#\$%^&*()_+{}:~?><,./

drumming up
feel the rhythm

" drumming is not worring what you can't
do. It's about having fun with what you can
do! have fun with the rhythm."
- Chris Alder



drawing title
color palette, typography spec's
& logo

date
12/08/2017

drawn by
Nina van Styrum
Fall 2017

drawing number
EX 00.47

scale
N/A

location map
-

NOT FOR CONSTRUCTION

These design control drawings represent visual concepts and construction recommendations only. Nina van Styrum does not accept any responsibility for the structural appropriateness or integrity of completed scenic/exhibit structures, and no engineering specifications are implied herein. All materials and construction must comply with the most stringent applicable fire, safety and building codes. Written dimensions shall have precedence over scaled dimensions. If a discrepancy is discovered as to which is correct, the fabricator shall contact Nina van Styrum to determine.



project title



drawing title

graphic look&feel and reference imagery

date

12/08/2017

drawn by

Nina van Styrum
Fall 2017

drawing number

EX 00.48

scale

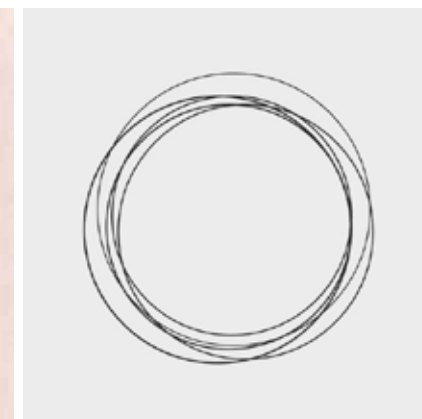

N/A

location map

-

NOT FOR CONSTRUCTION

These design control drawings represent visual concepts and construction recommendations only. Nina van Styrum does not accept any responsibility for the structural appropriateness or integrity of completed scenic/exhibit structures, and no engineering specifications are implied herein. All materials and construction must comply with the most stringent applicable fire, safety and building codes. Written dimensions shall have precedence over scaled dimensions. If a discrepancy is discovered as to which is correct, the fabricator shall contact Nina van Styrum to determine.



drumming up



feel the rhythm

opening
october 20

location
yonkers power station
yonkers, NY 10701

udson line
train stop: glenwood

an exhibition on drums
and finding your own
rhythm and beat!

 Spotify  NAMM
where it's all



project title

drumming up

feel the rhythm

drawing title
visual identity system

date
12/08/2017

drawn by
Nina van Styrum
Fall 2017

drawing number
EX 00.49

scale
N/A

location map
-

NOT FOR CONSTRUCTION

These design control drawings represent visual concepts and construction recommendations only. Nina van Styrum does not accept any responsibility for the structural appropriateness or integrity of completed scenic/exhibit structures, and no engineering specifications are implied herein. All materials and construction must comply with the most stringent applicable fire, safety and building codes. Written dimensions shall have precedence over scaled dimensions. If a discrepancy is discovered as to which is correct, the fabricator shall contact Nina van Styrum to determine.



project title



drawing title

visual identity system - collatoral

date

12/08/2017

drawn by

Nina van Styrum
Fall 2017

drawing number

EX 00.50

scale

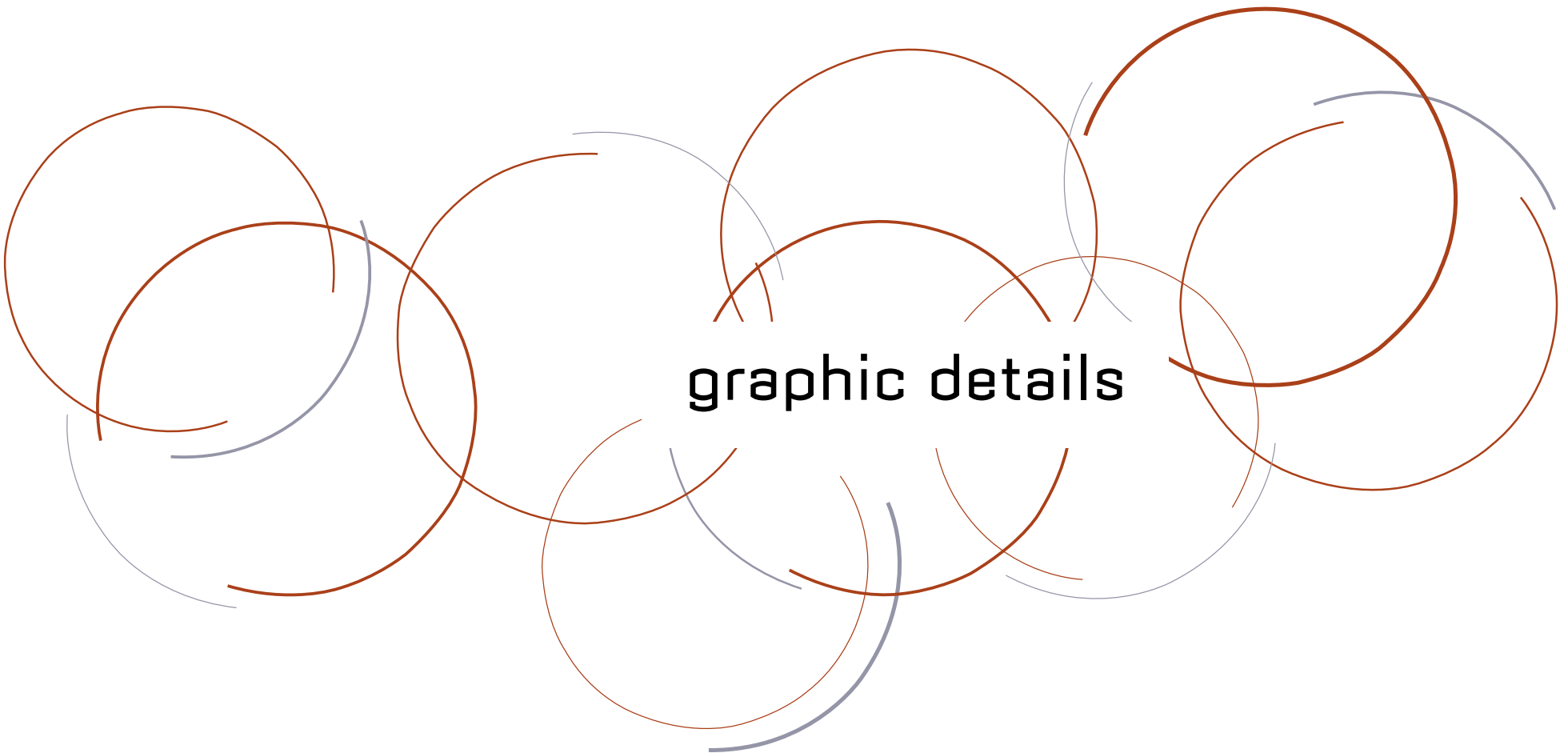
N/A

location map


-

NOT FOR CONSTRUCTION

These design control drawings represent visual concepts and construction recommendations only. Nina van Styrum does not accept any responsibility for the structural appropriateness or integrity of completed scenic/exhibit structures, and no engineering specifications are implied herein. All materials and construction must comply with the most stringent applicable fire, safety and building codes. Written dimensions shall have precedence over scaled dimensions. If a discrepancy is discovered as to which is correct, the fabricator shall contact Nina van Styrum to determine.



project title



drawing title

introduction panel & dimensions

date

12/08/2017

drawn by

Nina van Styrum
Fall 2017

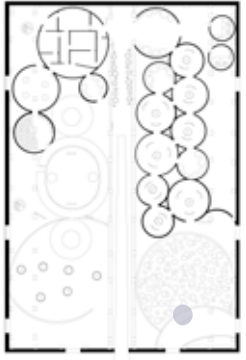
drawing number

EX 00.51

scale

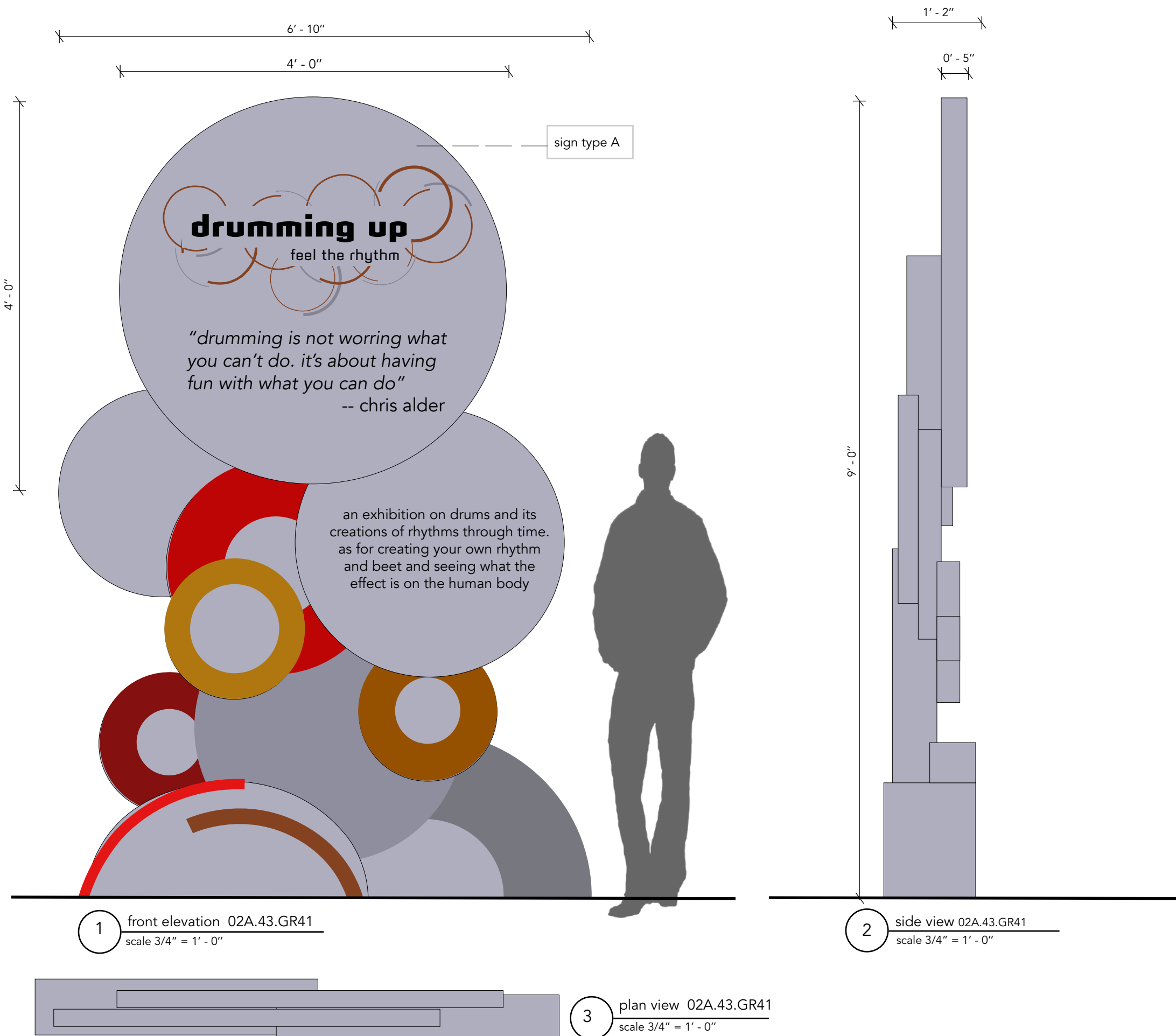
3/4" = 1' - 0"

location map



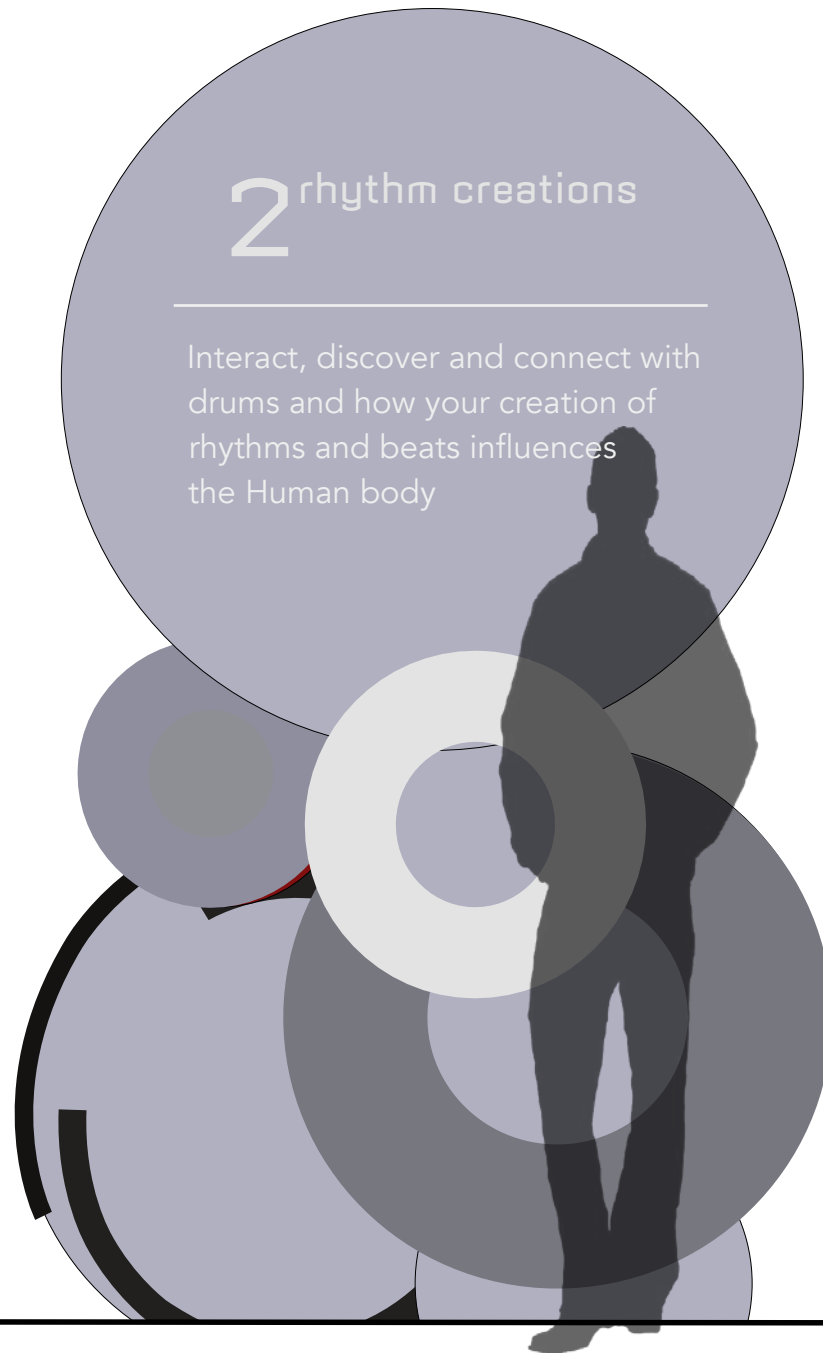
NOT FOR CONSTRUCTION

These design control drawings represent visual concepts and construction recommendations only. Nina van Styrum does not accept any responsibility for the structural appropriateness or integrity of completed scenic/exhibit structures, and no engineering specifications are implied herein. All materials and construction must comply with the most stringent applicable fire, safety and building codes. Written dimensions shall have precedence over scaled dimensions. If a discrepancy is discovered as to which is correct, the fabricator shall contact Nina van Styrum to determine.





1 front elevation 02A.43.GR41
scale 3/4" = 1' - 0"



2 front elevation 02A.01.GR01
scale 3/4" = 1' - 0"



3 front elevation 04A.01. GR01 & 04A.04.GR04
scale 3/4" = 1' - 0"

project title



drawing title

area introductions

date

12/08/2017

drawn by

Nina van Styrum
Fall 2017

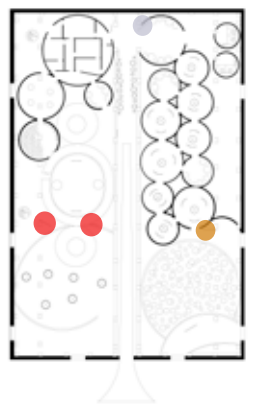
drawing number

EX 00.52

scale

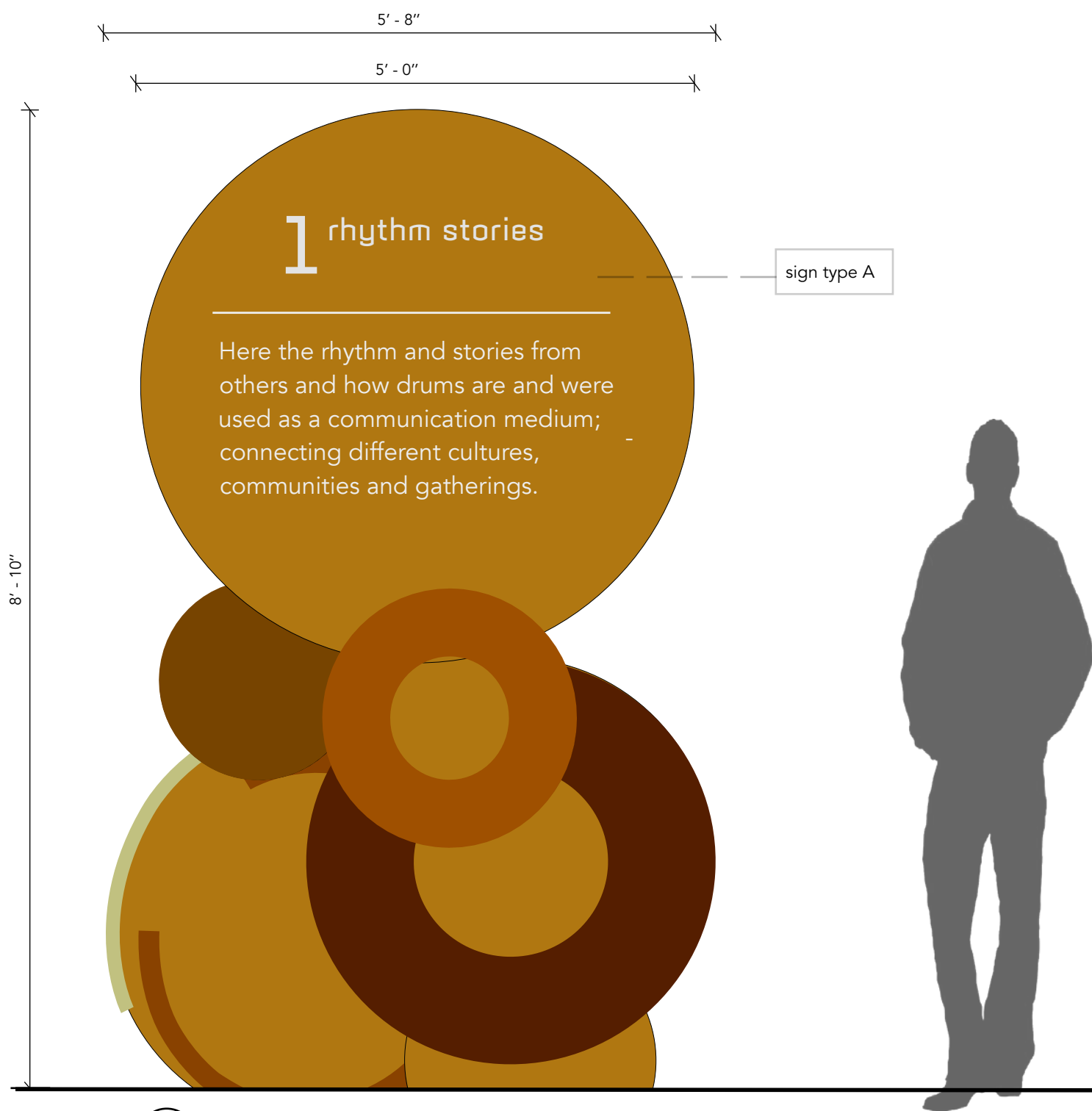
3/4" = 1' - 0"

location map

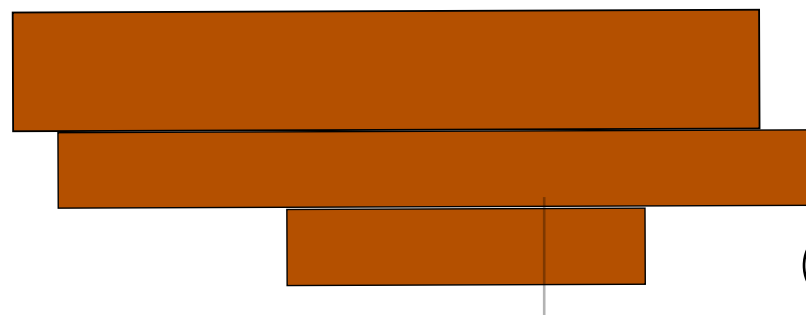


NOT FOR CONSTRUCTION

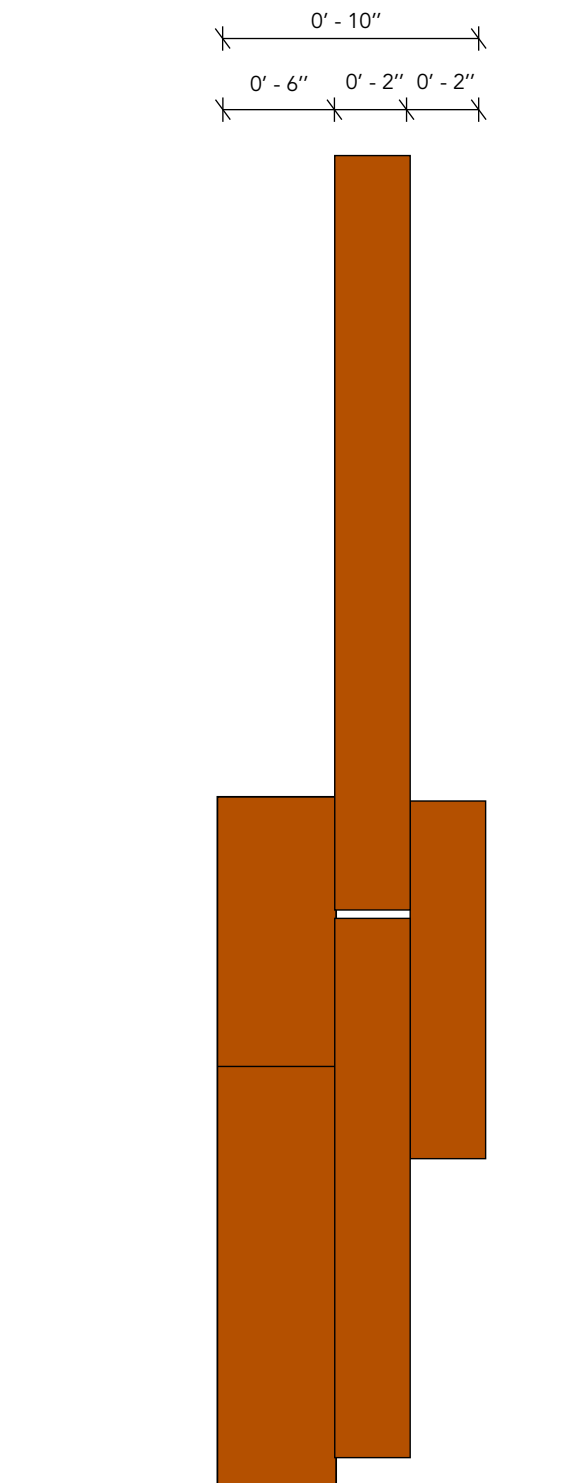
These design control drawings represent visual concepts and construction recommendations only. Nina van Styrum does not accept any responsibility for the structural appropriateness or integrity of completed scenic/exhibit structures, and no engineering specifications are implied herein. All materials and construction must comply with the most stringent applicable fire, safety and building codes. Written dimensions shall have precedence over scaled dimensions. If a discrepancy is discovered as to which is correct, the fabricator shall contact Nina van Styrum to determine.



1 front elevation 02A.43.GR41
scale 3/4" = 1' - 0"



3 plan view 02A.43.GR41
scale 3/4" = 1' - 0"



2 side view 02A.43.GR41
scale 3/4" = 1' - 0"

project title



drawing title

area introduction dimensions

date

12/08/2017

drawn by

Nina van Styrum
Fall 2017

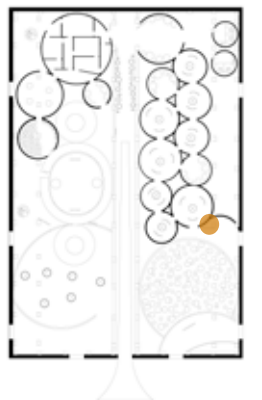
drawing number

EX 00.53

scale

3/4" = 1' - 0"

location map



NOT FOR CONSTRUCTION

These design control drawings represent visual concepts and construction recommendations only. Nina van Styrum does not accept any responsibility for the structural appropriateness or integrity of completed scenic/exhibit structures, and no engineering specifications are implied herein. All materials and construction must comply with the most stringent applicable fire, safety and building codes. Written dimensions shall have precedence over scaled dimensions. If a discrepancy is discovered as to which is correct, the fabricator shall contact Nina van Styrum to determine.



1

front elevation 02A.26.GR25	others with same color but different title
scale 3/4" = 1' - 0"	02A.05.GR05
	02A.10.GR10
	02A.16.GR15
	02A.21.GR20
	02A.32.GR30
	02A.36.GR34
	02A.42.GR40



2

front elevation 03A.03. GR03	others with same color but different title
scale 3/4" = 1' - 0"	03A.01. GR01
	03A.05. GR05
	03A.07. GR07
	03A.09. GR09
	03A.12. GR12
	03A.15. GR15



3

front elevation 04A.05. GR05
scale 3/4" = 1' - 0"



drawing title
section titles

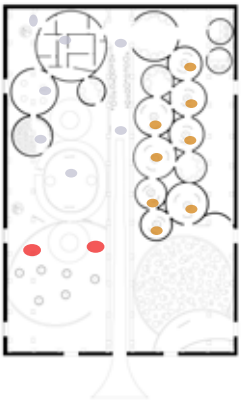
date
12/08/2017

drawn by
Nina van Styrum
Fall 2017

drawing number
EX 00.54


scale
3/4" = 1' - 0"

location map




NOT FOR CONSTRUCTION


These design control drawings represent visual concepts and construction recommendations only. Nina van Styrum does not accept any responsibility for the structural appropriateness or integrity of completed scenic/exhibit structures, and no engineering specifications are implied herein. All materials and construction must comply with the most stringent applicable fire, safety and building codes. Written dimensions shall have precedence over scaled dimensions. If a discrepancy is discovered as to which is correct, the fabricator shall contact Nina van Styrum to determine.



1 front elevation 04A.05. GR05
scale 3/4" = 1' - 0"



2 side view 04A.05. GR05
scale 3/4" = 1' - 0"



3 perspective view 04A.05. GR05
scale 3/4" = 1' - 0"



4 front elevation 04A.05. GR05
scale 1/4" = 1' - 0"

project title



drawing title

section title dimensions

date

12/08/2017

drawn by

Nina van Styrum
Fall 2017

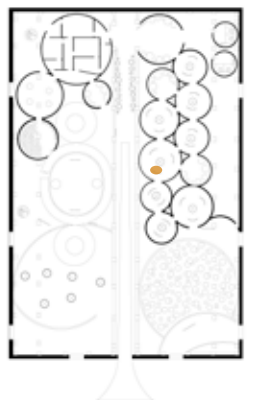
drawing number

EX 00.55

scale

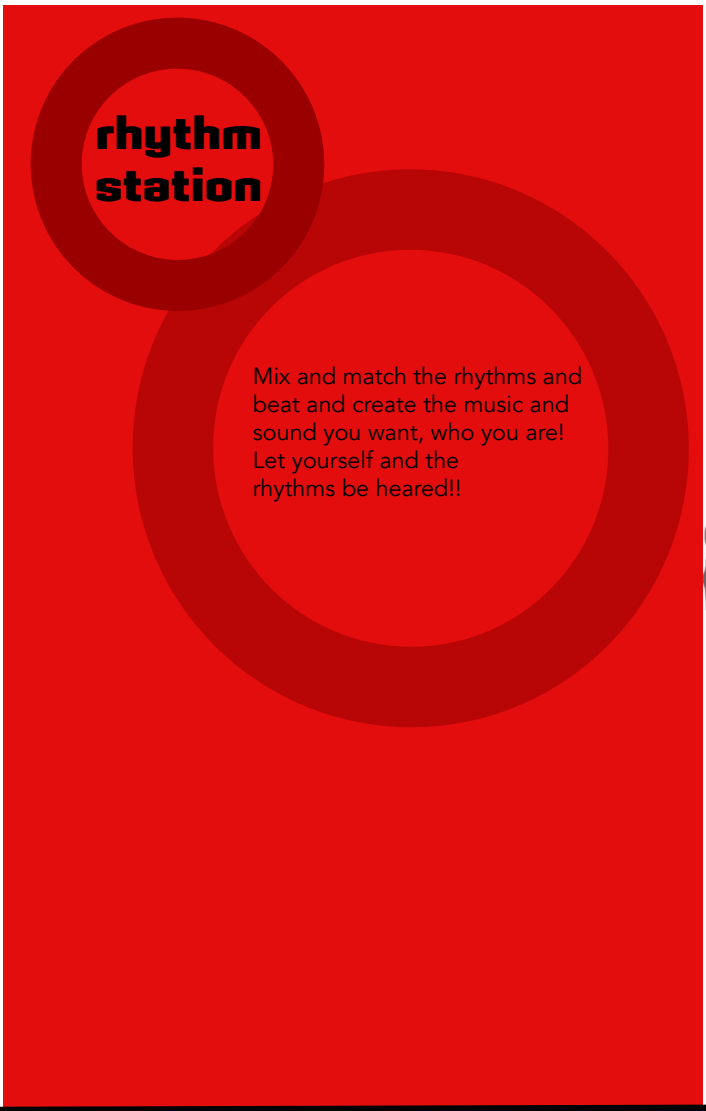
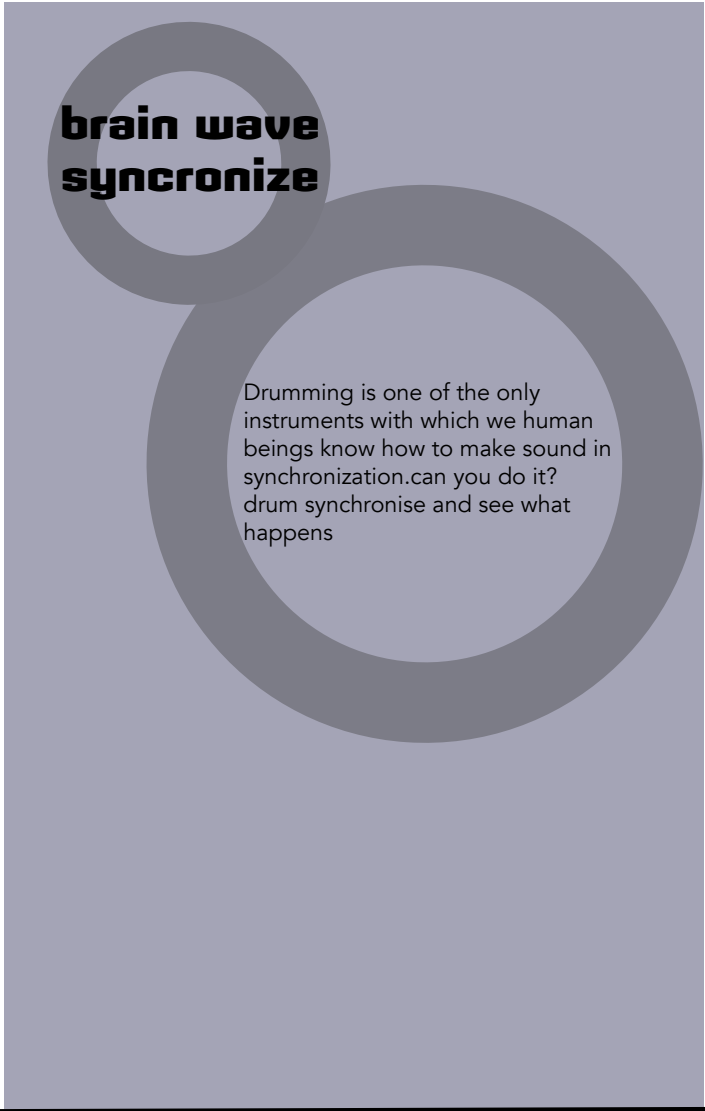
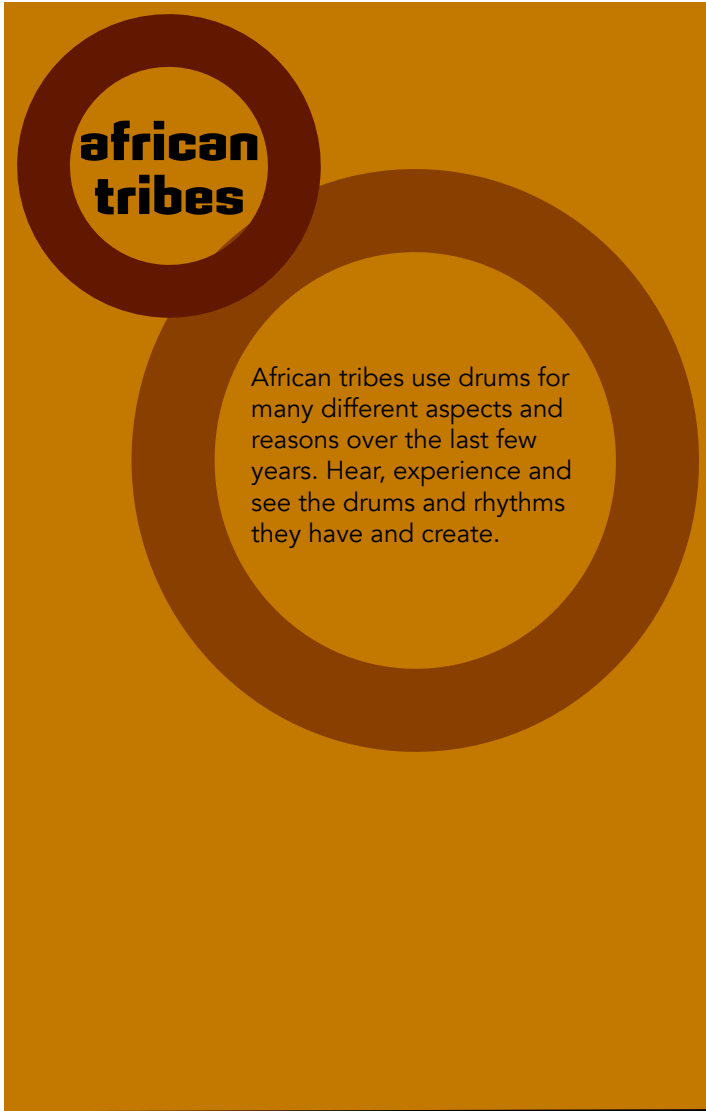
3/4" = 1' - 0"

location map



NOT FOR CONSTRUCTION

These design control drawings represent visual concepts and construction recommendations only. Nina van Styrum does not accept any responsibility for the structural appropriateness or integrity of completed scenic/exhibit structures, and no engineering specifications are implied herein. All materials and construction must comply with the most stringent applicable fire, safety and building codes. Written dimensions shall have precedence over scaled dimensions. If a discrepancy is discovered as to which is correct, the fabricator shall contact Nina van Styrum to determine.



1	front elevation 02A.17.GR17 scale 3/4" = 1' - 0"	others with same color but different tekst
		02A.07.GR07 02A.11.GR11 02A.16.GR16 02A.19.GR19 02A.24.GR24 02A.32.GR32 02A.33.GR33

2	front elevation 03A.14. GR14 scale 3/4" = 1' - 0"	others with same color but different tekst
		03A.02. GR02 03A.05. GR05 03A.08. GR08 03A.14. GR14 03A.15. GR15 03A.16. GR16 03A.19. GR19 03A.21. GR12

3	front elevation 04A.04. GR04 & 04A.05.GR05 scale 3/4" = 1' - 0"
---	--



drawing title
section intrductions

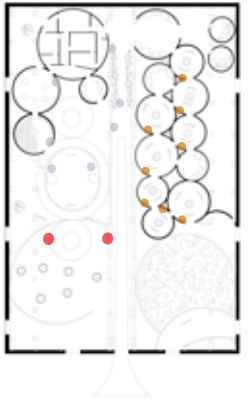
date
12/08/2017

drawn by
Nina van Styrum
Fall 2017

drawing number
EX 00.56

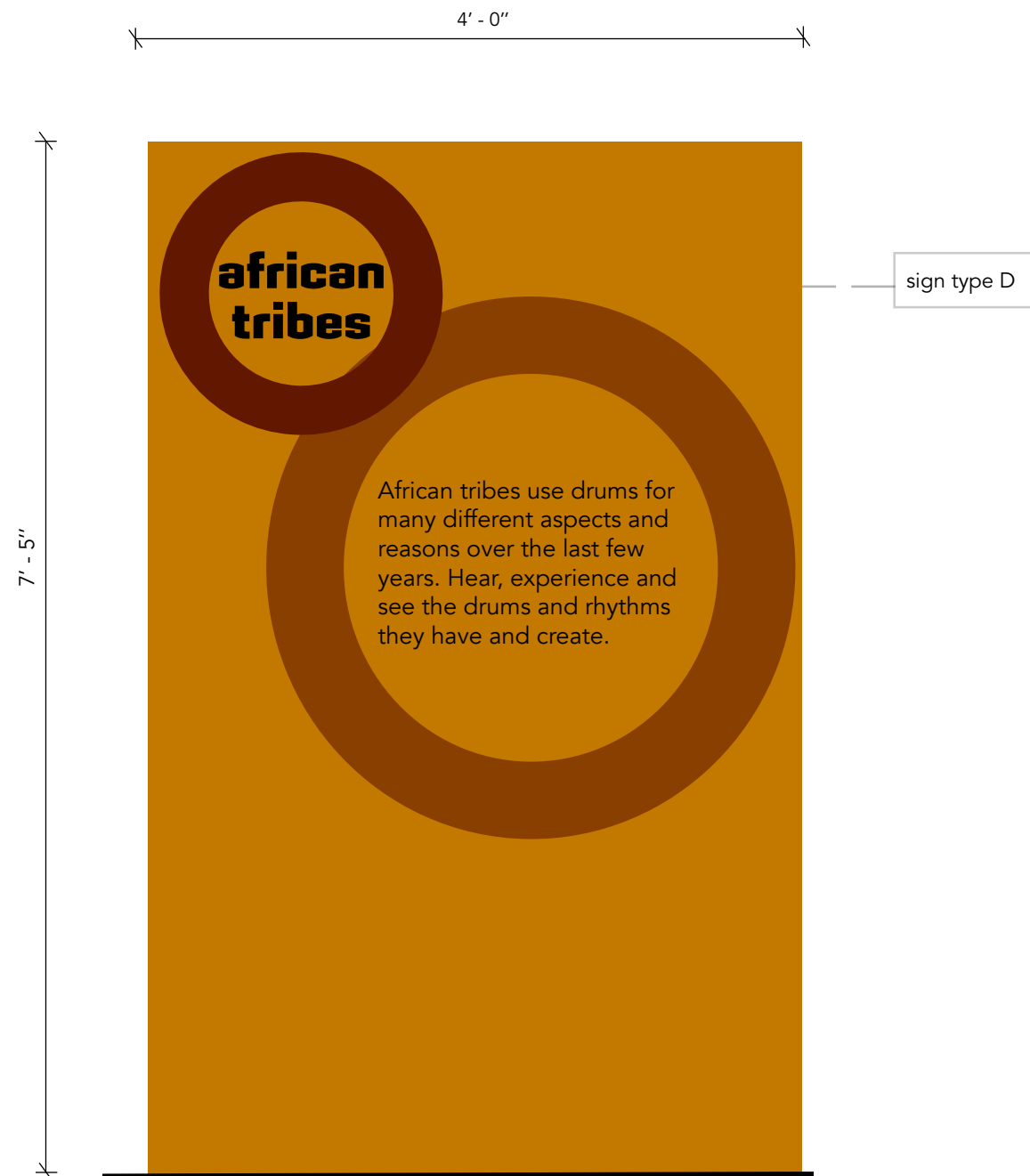
scale
3/4" = 1' - 0"

location map




NOT FOR CONSTRUCTION

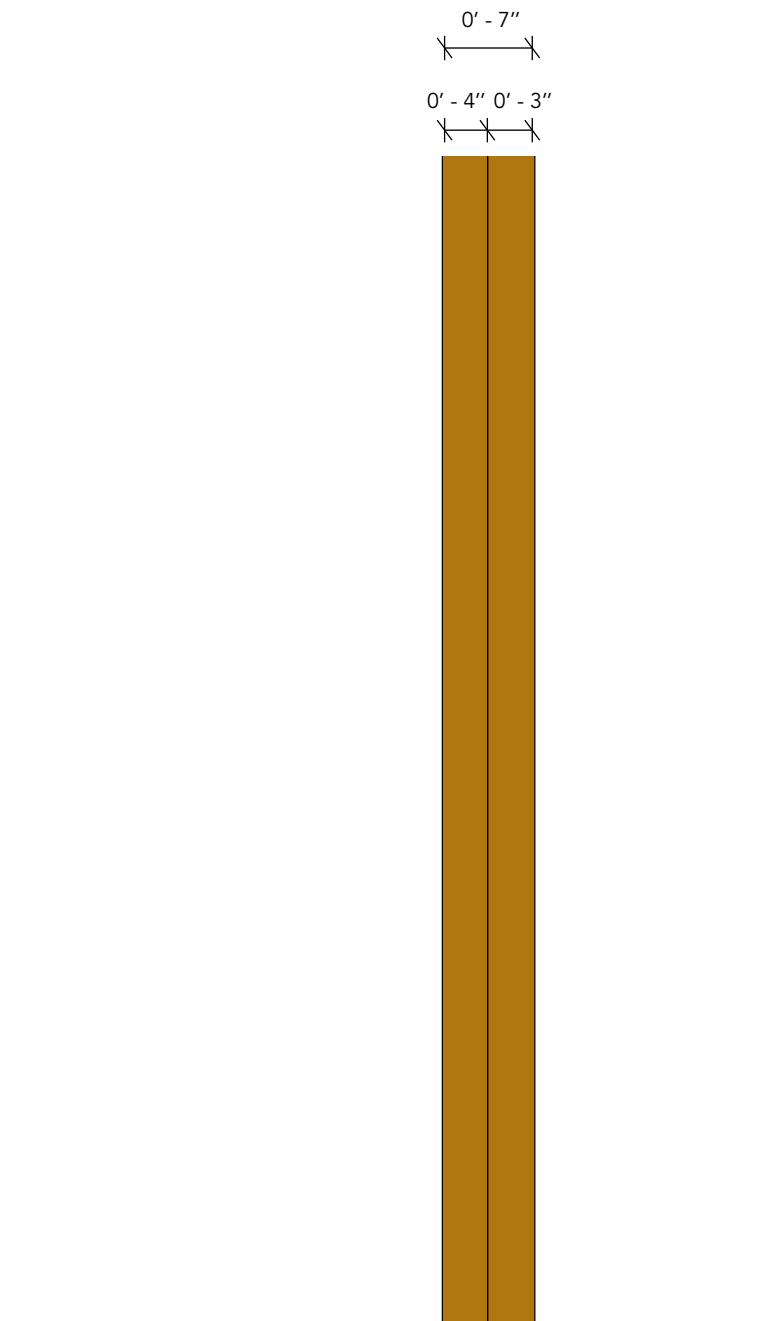
These design control drawings represent visual concepts and construction recommendations only. Nina van Styrum does not accept any responsibility for the structural appropriateness or integrity of completed scenic/exhibit structures, and no engineering specifications are implied herein. All materials and construction must comply with the most stringent applicable fire, safety and building codes. Written dimensions shall have precedence over scaled dimensions. If a discrepancy is discovered as to which is correct, the fabricator shall contact Nina van Styrum to determine.



1 front elevation 02A.17.GR17
scale 3/4" = 1' - 0"



3 plan view 02A.17.GR17
scale 3/4" = 1' - 0"



2 side view 02A.17.GR17
scale 3/4" = 1' - 0"

project title



drawing title

section introduction dimensions

date

12/08/2017

drawn by

Nina van Styrum
Fall 2017

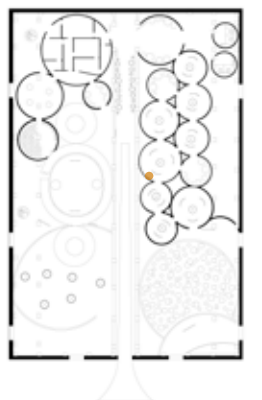
drawing number

EX 00.57

scale

3/4" = 1' - 0"

location map



NOT FOR CONSTRUCTION

These design control drawings represent visual concepts and construction recommendations only. Nina van Styrum does not accept any responsibility for the structural appropriateness or integrity of completed scenic/exhibit structures, and no engineering specifications are implied herein. All materials and construction must comply with the most stringent applicable fire, safety and building codes. Written dimensions shall have precedence over scaled dimensions. If a discrepancy is discovered as to which is correct, the fabricator shall contact Nina van Styrum to determine.



1	front elevation 02A.03.GR03	others with same color but different content
	scale 3/4" = 1' - 0"	
		02A.08.GR08
		02A.14.GR14
		02A.15.GR15
		02A.20.GR20
		02A.25.GR25
		02A.26.GR26
		02A.37.GR7

sign type C



pattern reference.
image: wikipedia - bird flocking

project title

drumming up
feel the rhythm

drawing title
content graphic - timeline

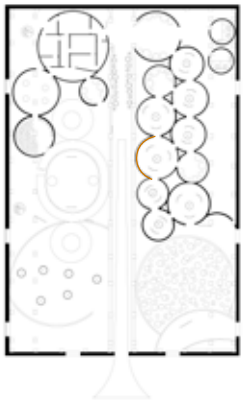
date
12/08/2017

drawn by
Nina van Styrum
Fall 2017

drawing number
EX 00.58

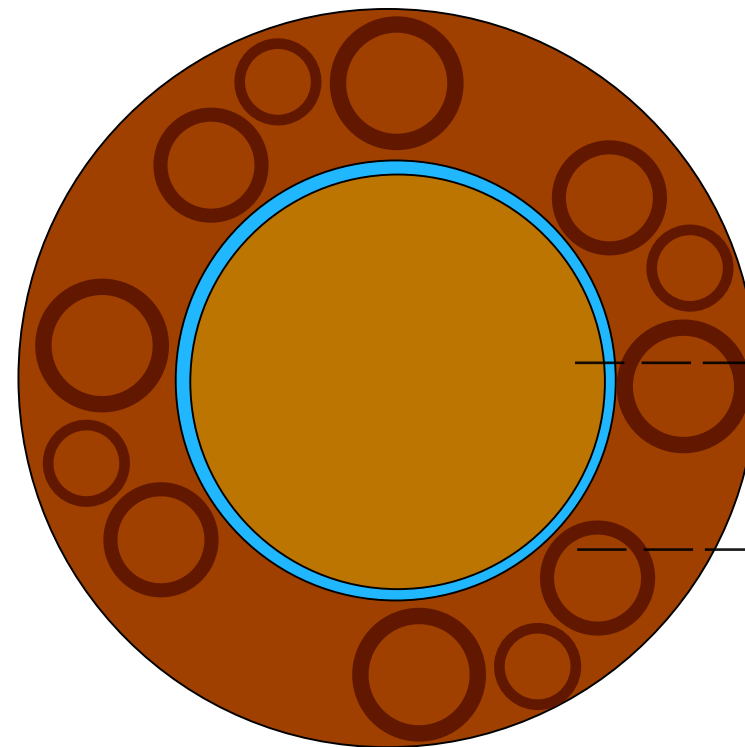
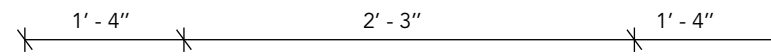

scale
3/4" = 1' - 0"

location map



NOT FOR CONSTRUCTION

These design control drawings represent visual concepts and construction recommendations only. Nina van Styrum does not accept any responsibility for the structural appropriateness or integrity of completed scenic/exhibit structures, and no engineering specifications are implied herein. All materials and construction must comply with the most stringent applicable fire, safety and building codes. Written dimensions shall have precedence over scaled dimensions. If a discrepancy is discovered as to which is correct, the fabricator shall contact Nina van Styrum to determine.



material spaned just as the drum from that area for experience

questions on the specific area

sign type A

1	front elevation 02A.31.GR29 scale 3/4" = 1' - 0"	others with same form but different test and images
		02A.04.GR04
		02A.09.GR09
		02A.12.GR12
		02A.21.GR21
		02A.27.GR27
		02A.29.GR29
		02A.35.GR35

2	plan view 02A.31.GR29 scale 3/4" = 1' - 0"	others with same form but different test and images
		02A.04.GR04
		02A.09.GR09
		02A.12.GR12
		02A.21.GR21
		02A.27.GR27
		02A.29.GR29
		02A.35.GR35



drawing title
reader rail with vitrine

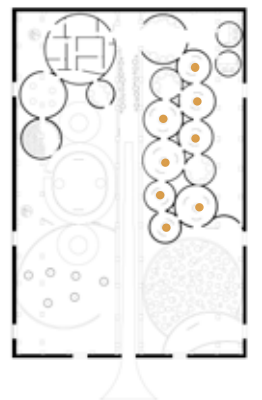
date
12/08/2017

drawn by
Nina van Styrum
Fall 2017

drawing number
EX 00.59

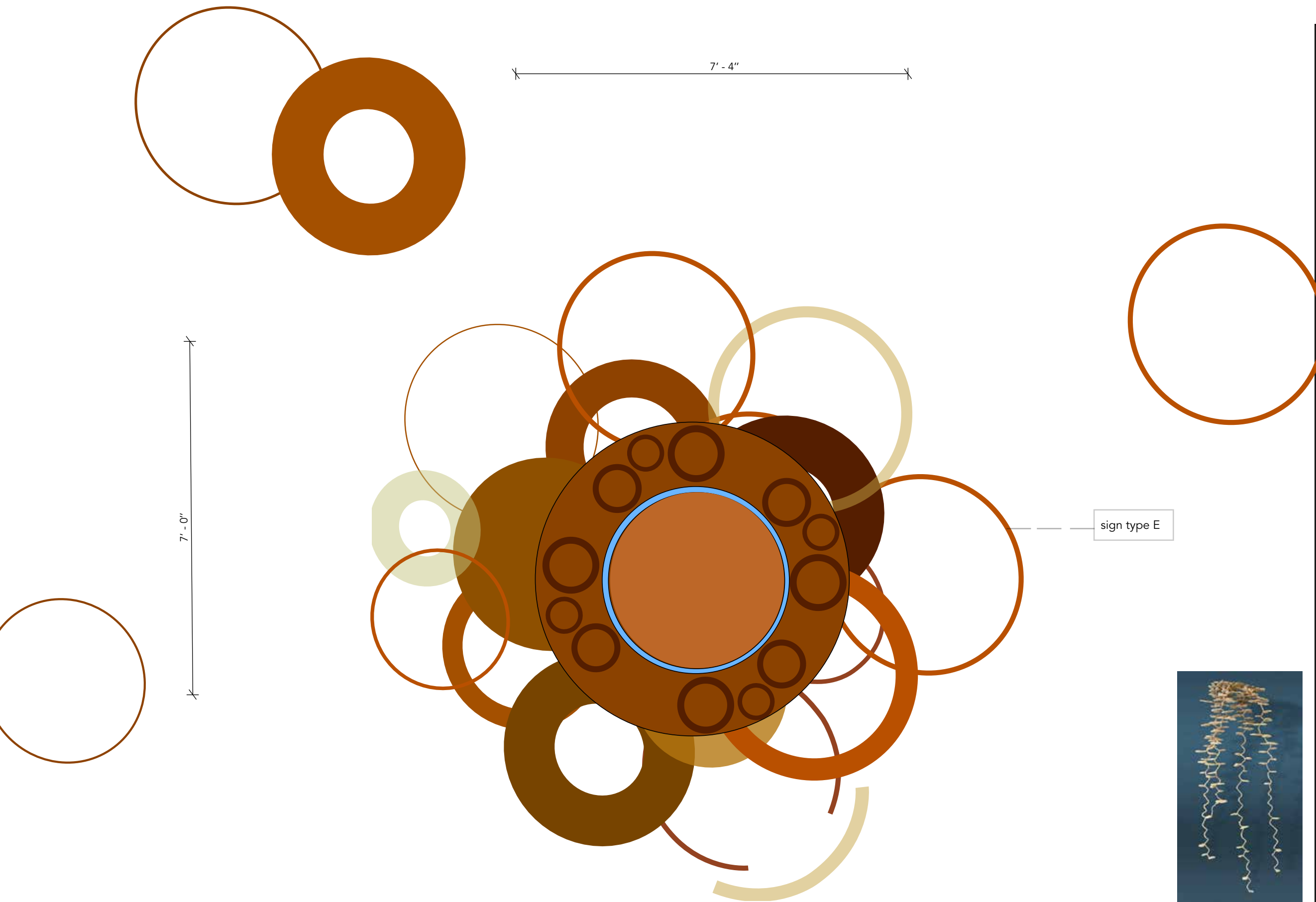
scale
3/4" = 1' - 0"

location map



NOT FOR CONSTRUCTION

These design control drawings represent visual concepts and construction recommendations only. Nina van Styrum does not accept any responsibility for the structural appropriateness or integrity of completed scenic/exhibit structures, and no engineering specifications are implied herein. All materials and construction must comply with the most stringent applicable fire, safety and building codes. Written dimensions shall have precedence over scaled dimensions. If a discrepancy is discovered as to which is correct, the fabricator shall contact Nina van Styrum to determine.



1 plan view - 05A.01. GR01 through to 05A.61. GR61
scale 3/8" = 1' - 0"

project title

drumming up
feel the rhythm

drawing title
floor graphic

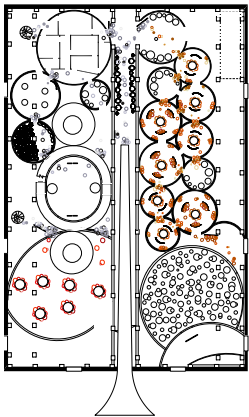
date
12/08/2017

drawn by
Nina van Styrum
Fall 2017

drawing number
EX 00.60

scale
3/8" = 1' - 0"

location map



NOT FOR CONSTRUCTION

These design control drawings represent visual concepts and construction recommendations only. Nina van Styrum does not accept any responsibility for the structural appropriateness or integrity of completed scenic/exhibit structures, and no engineering specifications are implied herein. All materials and construction must comply with the most stringent applicable fire, safety and building codes. Written dimensions shall have precedence over scaled dimensions. If a discrepancy is discovered as to which is correct, the fabricator shall contact Nina van Styrum to determine.



pattern reference.
aluminum cast of an ant colony
image: wikipedia



9'-0"

1	section mural 02A.02.GR02.1, 02A.06.GR06 & 02A.23.GR23 scale 3/4" = 1' - 0"	similar mural different color	
			04A.07. GR07
			03A.08. GR08
			04A.07. GR07

sign type C



pattern reference.
image: wikipedia - bird flocking

project title

drumming up
feel the rhythm

drawing title

mural

date

12/08/2017

drawn by

Nina van Styrum
Fall 2017

drawing number

EX 00.61

scale

3/4" = 1' - 0"

location map

A small diagram showing the mural's placement on a wall. It includes a grid of circles and a silhouette of a person, indicating the mural's location relative to other wall elements.

NOT FOR CONSTRUCTION

These design control drawings represent visual concepts and construction recommendations only. Nina van Styrum does not accept any responsibility for the structural appropriateness or integrity of completed scenic/exhibit structures, and no engineering specifications are implied herein. All materials and construction must comply with the most stringent applicable fire, safety and building codes. Written dimensions shall have precedence over scaled dimensions. If a discrepancy is discovered as to which is correct, the fabricator shall contact Nina van Styrum to determine.



project title



drawing title
mural render

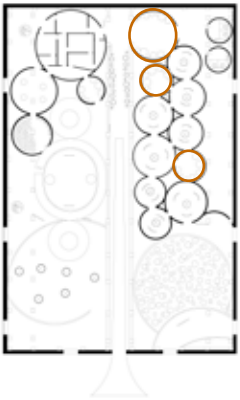
date
12/08/2017

drawn by
Nina van Styrum
Fall 2017

drawing number
EX 00.62

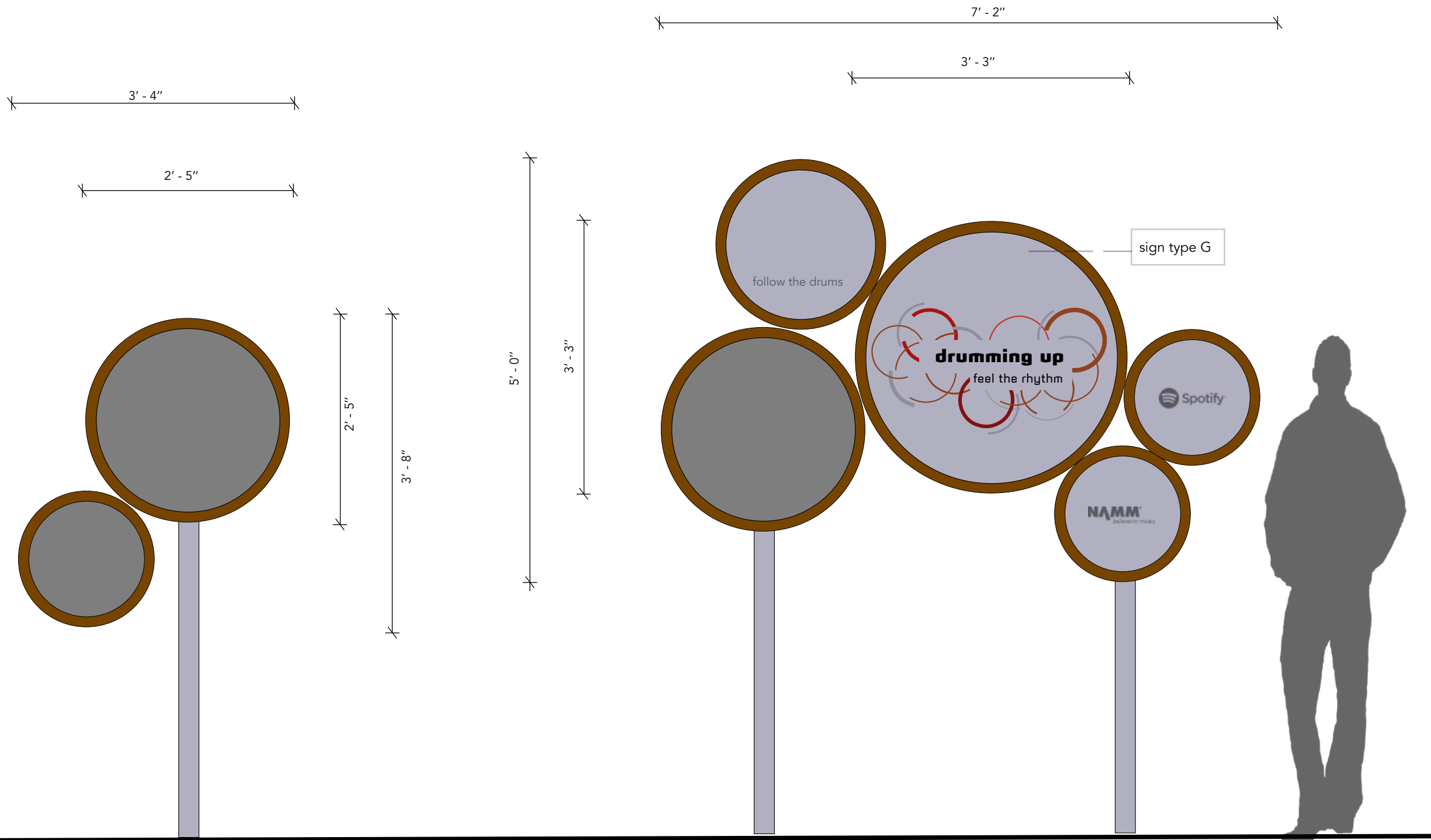
scale
N/A

location map

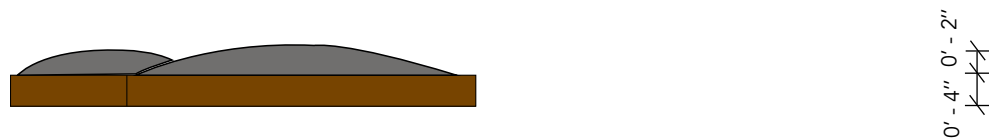


NOT FOR CONSTRUCTION

These design control drawings represent visual concepts and construction recommendations only. Nina van Styrum does not accept any responsibility for the structural appropriateness or integrity of completed scenic/exhibit structures, and no engineering specifications are implied herein. All materials and construction must comply with the most stringent applicable fire, safety and building codes. Written dimensions shall have precedence over scaled dimensions. If a discrepancy is discovered as to which is correct, the fabricator shall contact Nina van Styrum to determine.



1 front elevation 06A.01.GR01 through out 06A.26.GR26
scale 3/4" = 1' - 0"



3 plan view 06A.01.GR01 through out 06A.26.GR26
scale 3/4" = 1' - 0"

2 front elevation 06A.26.GR26 through out 06A.38.GR38
scale 3/4" = 1' - 0"



4 plan view 06A.26.GR26 through out 06A.38.GR38
scale 3/4" = 1' - 0"

project title



drawing title

wayfinding graphics - outside

date

12/08/2017

drawn by

Nina van Styrum
Fall 2017

drawing number

EX 00.63

scale

3/4" = 1' - 0"

location map

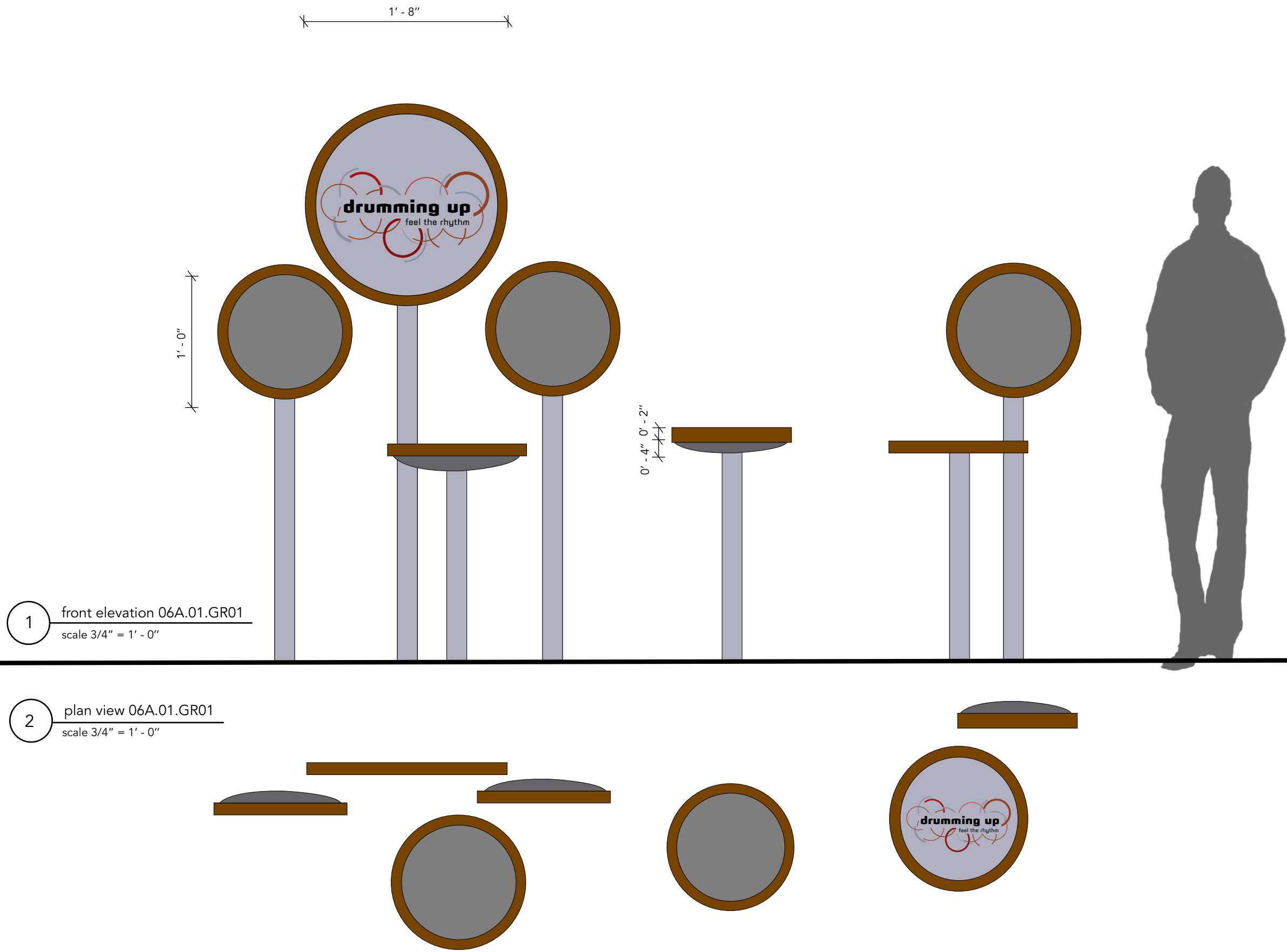


steel drum reference drum stretch - John N.

NOT FOR CONSTRUCTION

These design control drawings represent visual concepts and construction recommendations only. Nina van Styrum does not accept any responsibility for the structural appropriateness or integrity of completed scenic/exhibit structures, and no engineering specifications are implied herein. All materials and construction must comply with the most stringent applicable fire, safety and building codes. Written dimensions shall have precedence over scaled dimensions. If a discrepancy is discovered as to which is correct, the fabricator shall contact Nina van Styrum to determine.

70



1 front elevation 06A.01.GR01
scale 3/4" = 1' - 0"

2 plan view 06A.01.GR01
scale 3/4" = 1' - 0"



drawing title
wayfinding graphics - outside

date
12/08/2017

drawn by
Nina van Styrum
Fall 2017

drawing number
EX 00.64

scale
3/4" = 1' - 0"

location map



NOT FOR CONSTRUCTION

These design control drawings represent visual concepts and construction recommendations only. Nina van Styrum does not accept any responsibility for the structural appropriateness or integrity of completed scenic/exhibit structures, and no engineering specifications are implied herein. All materials and construction must comply with the most stringent applicable fire, safety and building codes. Written dimensions shall have precedence over scaled dimensions. If a discrepancy is discovered as to which is correct, the fabricator shall contact Nina van Styrum to determine.


4. grand central station



3. at glenwood train stations



5. yonkers train station



project title

drumming up
feel the rhythm

drawing title

wayfinding graphics - outside
renders on train station

date

12/08/2017

drawn by

Nina van Styrum
Fall 2017

drawing number

EX 00.65

scale

N/A

location map

-

NOT FOR CONSTRUCTION

These design control drawings represent visual concepts and construction recommendations only. Nina van Styrum does not accept any responsibility for the structural appropriateness or integrity of completed scenic/exhibit structures, and no engineering specifications are implied herein. All materials and construction must comply with the most stringent applicable fire, safety and building codes. Written dimensions shall have precedence over scaled dimensions. If a discrepancy is discovered as to which is correct, the fabricator shall contact Nina van Styrum to determine.

1. by car or foot.
Wayfinding from beginning of John F Kennedy Memorial Dr, the rond all the way to the yonkers power station



drawing title
wayfinding graphics - outside
renders on the roads to the location

date
12/08/2017

drawn by
Nina van Styrum
Fall 2017

drawing number
EX 00.66

scale
N/A

location map
-

NOT FOR CONSTRUCTION
These design control drawings represent visual concepts and construction recommendations only. Nina van Styrum does not accept any responsibility for the structural appropriateness or integrity of completed scenic/exhibit structures, and no engineering specifications are implied herein. All materials and construction must comply with the most stringent applicable fire, safety and building codes. Written dimensions shall have precedence over scaled dimensions. If a discrepancy is discovered as to which is correct, the fabricator shall contact Nina van Styrum to determine.